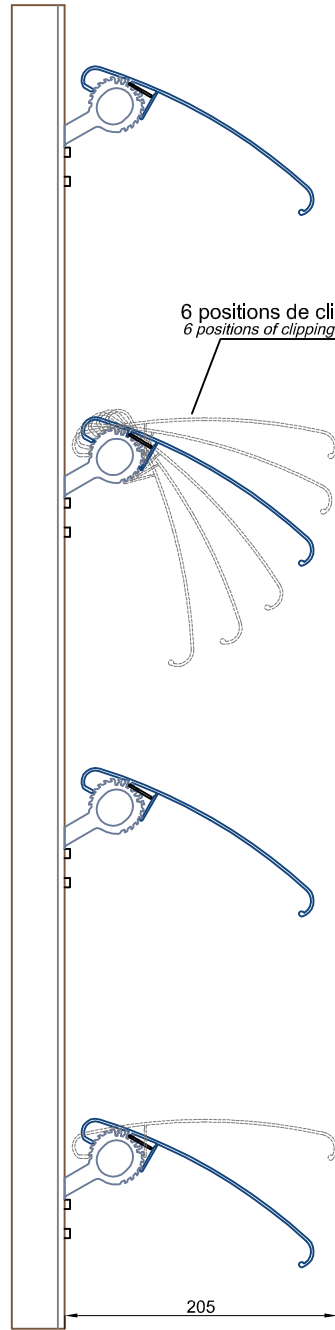


LAME ALUMINIUM LARGEUR 200
200 mm WIDE ALUMINIUM BLADE

LAME ALUMINIUM LARGEUR 150
150 mm WIDE ALUMINIUM BLADE

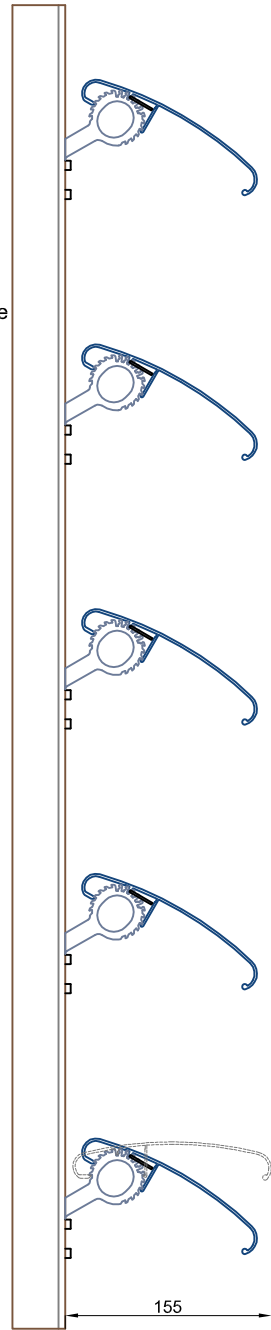
LAME ALUMINIUM LARGEUR 100
100 mm WIDE ALUMINIUM BLADE

LAME BOIS SUR SUPPORT LAME PF100
TIMBER BLADE ON PF100 BLADE SUPPORT



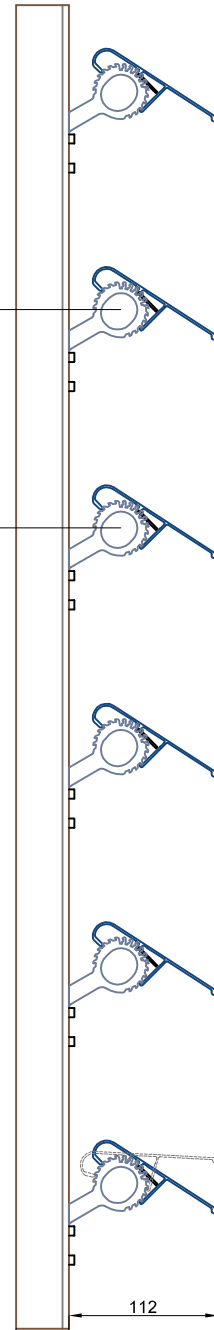
6 positions de clippage
6 positions of clipping

205

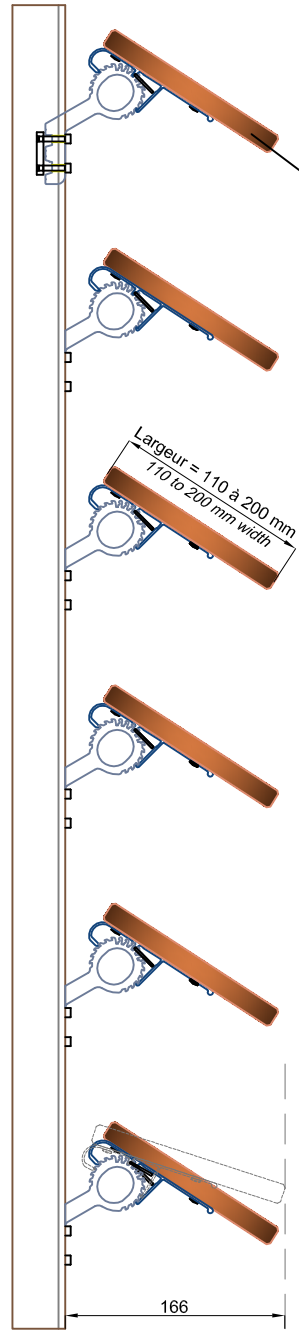


155

Entraxe variable
Adjustable distance between axes



112

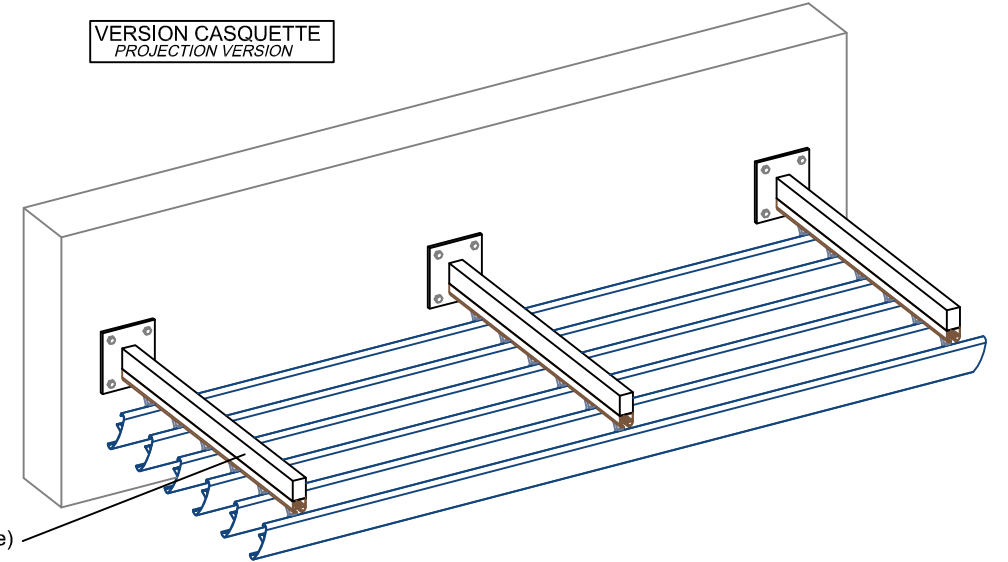


166

Lame bois ou compact
Timber blade or HPL Laminate

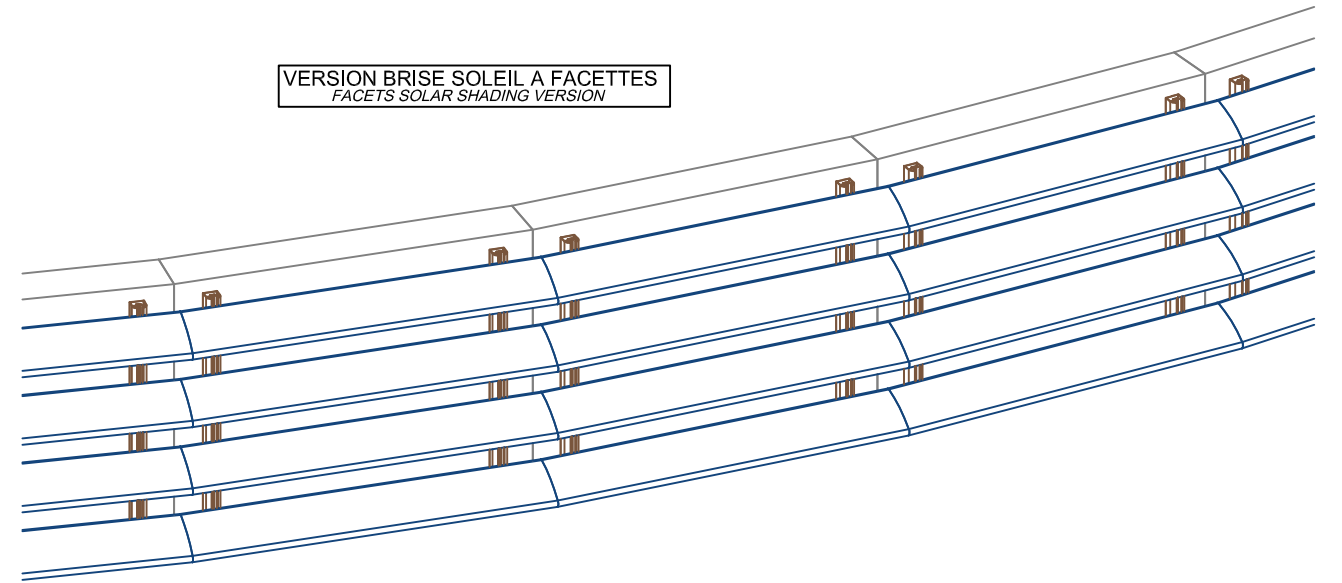
Largeur = 110 à 200 mm
110 to 200 mm width

VERSION CASQUETTE
PROJECTION VERSION

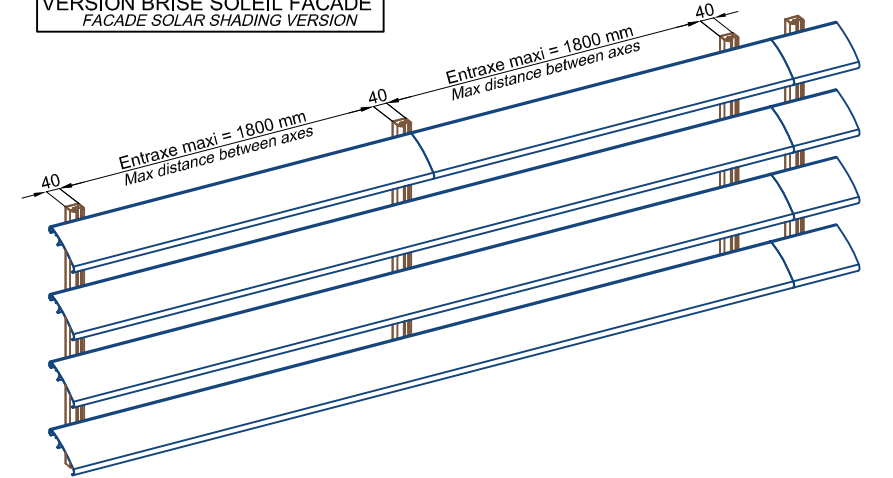


Structure porteuse (non fournie)
Support structure (not supplied)

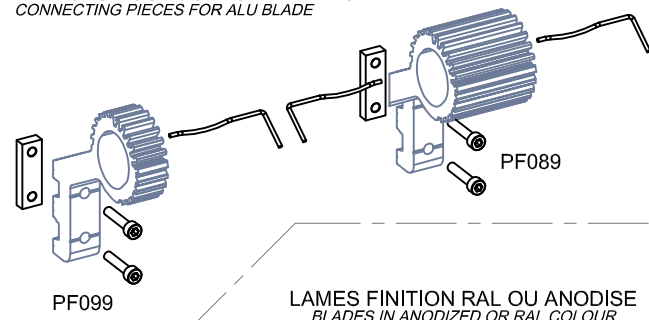
VERSION BRISE SOLEIL A FACETTES
FACETS SOLAR SHADING VERSION



VERSION BRISE SOLEIL FACADE
FACADE SOLAR SHADING VERSION

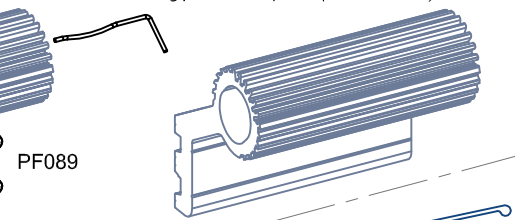


PIECES ACCROCHES LAME ALU
CONNECTING PIECES FOR ALU BLADE



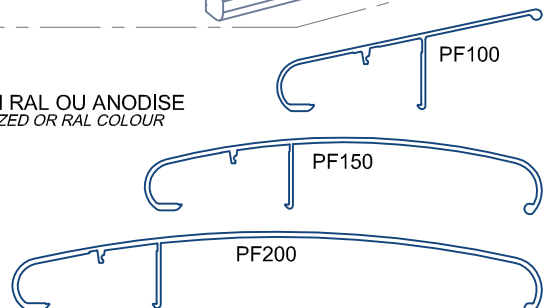
PF099

Pièce en barre (6 m) PF095 (à débiter et à percer)
Connecting piece in 6 m profile (to cut and drill)



PF089

LAMES FINITION RAL OU ANODISE
BLADES IN ANODIZED OR RAL COLOUR

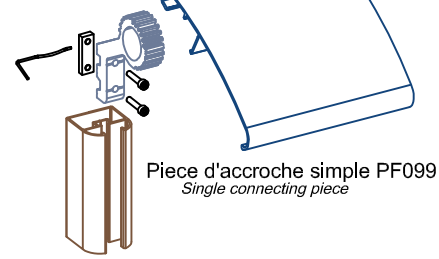


PF100

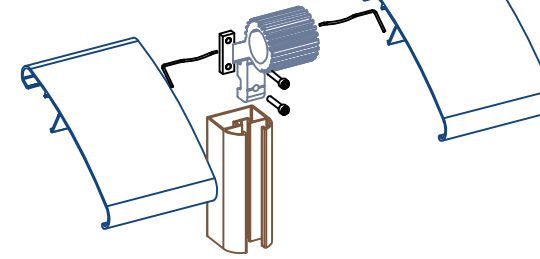
PF150

PF200

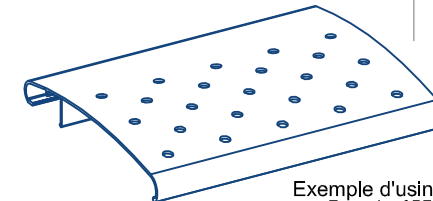
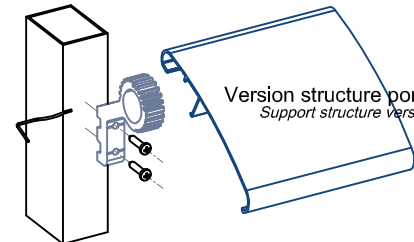
Pièce d'accroche simple PF099
Single connecting piece



Pièce d'accroche double PF089
Double connecting piece



Version structure porteuse (non fournie)
Support structure version (not supplied)



Exemple d'usage sur lame PF200
Example of PF200 manufactured blade

Montant PF098
PF098 Post



EVERGLADE

Aluminium / Bois

PRINCIPE / PRINCIPLE

Réf.: PFEV-PP1-A3-ind1 Date: 01/09/08

Echelle: -

Dessin: BX



COMMERCIAL / USINE

Tél.: +33 (0)2 37 90 46 46
Fax: +33 (0)2 37 90 20 10

Mail: info@sab-inter.com
Site: www.sab-inter.com



EVERGLADE

BRISE SOLEIL

- Nom Commercial EVERGLADE
- Type de montage
 - Horizontal
 - Projection
- Type de pose
 - Fixe
- Type de lame
 - Lame Aluminium simple peau de forte épaisseur

- Réf. PF100 plate
- Réf. PF150 légèrement bombée
- Réf. PF200 légèrement bombée
- Réf. PF100 permettant de recevoir des lames compact ou bois

- Fixation des lames

Support en aluminium extrudé comprenant 6 positions d'orientation
Réf. PF099 et PF089 + axe de verrouillage de sécurité en inox

- Montant

Réf. PF098
Profil extrudé en 40x40 avec gorge et cage pour recevoir les supports permettant de faire le réglage à l'entraxe souhaité, à fixer sur la structure porteuse

- Essais au vent Rapport SOCOTEC  pour des vents de 260km/h
- Aluminium 6060 T5
- Finition Thermo laquage
Anodisé 20 microns

SAB INTERNATIONAL
Service commercial / Usine
ZA Croix Saint Mathieu, 28320 GALLARDON, France
☎ 02 37 90 46 46 Fax : 02 37 90 20 10
Site : www.sab-inter.com / e-mail : contact@sab-inter.com



EVERGLADE

SOLAR SHADING

- Commercial name EVERGLADE
- Type of installation
 - Horizontal
 - Projection
- Type of setting
 - Fixed
- Type of blade
 - Aluminium blade (strong thickness)


- Ref.PF100 flat blade
- Ref.PF150 slightly curved blade
- Ref.PF200 slightly curved blade
- Ref.PF100 could receive HPL Laminate blades and timber blades

- Fixings of the blades

Extruded aluminium support with 6 positions of inclination
Ref.PF099 and PF089 + stainless steel security locking

- Post

Ref. PF098
40x40 extruded profile with groove and cage to receive the supports in order to adjust at the adjustable distance between axes, to fix on the support structure

- Wind tests SOCOTEC report  for 260 km/h winds
- Aluminium 6060 T5
- Finishing Thermo lacquering
20 microns anodised

SAB INTERNATIONAL
Exports Dept. / Factory
ZA Croix Saint Mathieu, 28320 GALLARDON, France
☎ +33 2 37 90 46 46 Fax : +33 2 37 90 20 10
Website : www.sab-inter.com / e-mail : info@sab-inter.com